

# KHSAA Basketball - Game Box Score

## Jeffersontown Chargers vs. Shelby County Rockets

Date: 03/17/2006 Time: 2:25 pm Site: Unknown Attendance: 15,857

### Visitors: Shelby County Rockets

##	Name	P	FG	3 Pt	FT	PTS	ORB	DRB	TR	PF	AST	TO	BS	ST	MIN
4	* A.J. Slaughter		8/21	4/9	8/9	28	0	2	2	2	2	2	0	7	31:59
10	* Jamar White		1/2	0/0	0/0	2	0	3	3	5	5	5	0	1	21:01
12	Chris Morris		0/0	0/0	0/0	0	0	0	0	0	0	0	0	0	DNP
15	Tim Sanford		0/0	0/0	0/0	0	0	0	0	0	0	0	0	0	DNP
22	Termaine Warren		0/0	0/0	0/0	0	0	0	0	0	0	0	0	0	DNP
24	Orrie Carter		0/0	0/0	0/0	0	0	0	0	0	0	0	0	0	DNP
25	* Jeremy Cochran		1/7	0/4	0/0	2	1	4	5	2	3	1	0	0	29:26
30	Coty Minnis		0/0	0/0	0/0	0	0	0	0	0	0	0	0	0	DNP
31	Joel Cochran		2/5	1/1	0/0	5	5	1	6	3	1	2	0	0	25:13
32	* Isreal Chambers		1/1	0/0	2/5	4	0	2	2	2	0	4	0	0	17:00
33	Alex Matthews		0/0	0/0	0/0	0	0	0	0	1	0	0	0	0	0:01
34	* Emanuel Patterson		2/3	0/0	0/0	4	0	1	1	0	0	1	0	0	8:56
45	Eugene Wade		4/9	0/1	1/2	9	2	5	7	2	0	2	3	2	26:24
40	Alex Shehan		0/0	0/0	0/0	0	0	0	0	0	0	0	0	0	DNP
42	John Mark Scott		0/0	0/0	0/0	0	0	0	0	0	0	0	0	0	DNP
	Team						2	0	2						
	<b>Totals</b>		<b>19/48</b>	<b>5/15</b>	<b>11/16</b>	<b>54</b>	<b>10</b>	<b>18</b>	<b>28</b>	<b>17</b>	<b>11</b>	<b>17</b>	<b>3</b>	<b>10</b>	<b>160</b>
	<b>Total FG</b>		1st Half	11/21	52.4%	2nd Half	8/27	29.6%	Game	19/48	39.6%				
	<b>3 PT FG</b>		1st Half	2/4	50.0%	2nd Half	3/11	27.3%	Game	5/15	33.3%				
	<b>Free Throws</b>		1st Half	4/8	50.0%	2nd Half	7/8	87.5%	Game	11/16	68.8%				

### Home: Jeffersontown Chargers

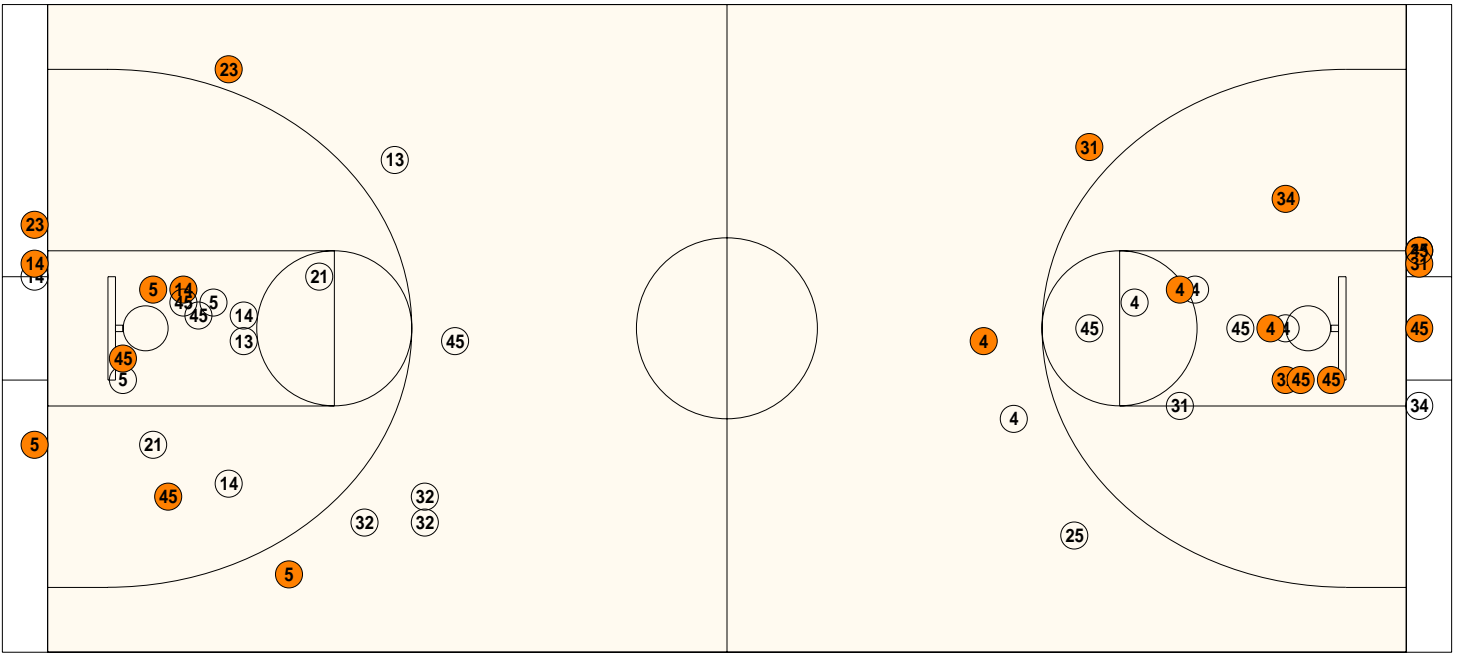
##	Name	P	FG	3 Pt	FT	PTS	ORB	DRB	TR	PF	AST	TO	BS	ST	MIN
2	Rodney Trowel		0/0	0/0	0/0	0	0	0	0	0	0	0	0	0	DNP
4	Takorey McIntosh		0/0	0/0	0/0	0	0	0	0	0	0	0	0	0	DNP
5	* Ceedrick Ware		7/10	1/1	6/7	21	4	3	7	3	2	2	0	2	27:07
10	Dallas Hardin		0/0	0/0	0/0	0	0	0	0	0	0	0	0	0	DNP
13	* Nick Gagel		3/6	3/5	0/0	9	0	3	3	1	1	2	0	0	29:22
14	* Thomas Coleman		4/8	0/0	2/2	10	1	4	5	3	1	2	5	0	24:31
21	* Rashad Basey		2/6	0/1	3/4	7	0	2	2	3	2	7	1	0	25:20
22	Dean Pierrot		0/0	0/0	0/0	0	0	0	0	0	0	0	0	0	0:04
23	Buddie Rice		2/2	1/1	1/2	6	0	3	3	1	2	1	0	0	19:10
32	Don Richardson		0/3	0/3	0/0	0	0	0	0	0	0	1	0	0	4:28
44	Brandon Cason		0/0	0/0	0/0	0	0	0	0	0	0	0	0	0	DNP
45	* Dale Easley		3/10	0/1	1/4	7	2	5	7	1	0	4	1	2	29:58
55	Jordan Reves		0/0	0/0	0/0	0	0	0	0	0	0	0	0	0	DNP
12	Dee Stanton		0/0	0/0	0/0	0	0	0	0	0	0	0	0	0	DNP
	Team						2	1	3			1			
	<b>Totals</b>		<b>21/45</b>	<b>5/12</b>	<b>13/19</b>	<b>60</b>	<b>9</b>	<b>21</b>	<b>30</b>	<b>12</b>	<b>8</b>	<b>20</b>	<b>7</b>	<b>4</b>	<b>160</b>
	<b>Total FG</b>		1st Half	9/24	37.5%	2nd Half	12/21	57.1%	Game	21/45	46.7%				
	<b>3 PT FG</b>		1st Half	2/7	28.6%	2nd Half	3/5	60.0%	Game	5/12	41.7%				
	<b>Free Throws</b>		1st Half	7/9	77.8%	2nd Half	6/10	60.0%	Game	13/19	68.4%				

	Shelb	Jtown		Shelb	Jtown		Shelb	Jtown
Free Throw Pts	11	13	3Pt Points	15	15	Pts/Possession	0.87	0.92
Pts off Turnovers	22	22	2nd Chance Points	4	8	Pts off Bench	14	6
Total Rebounds	28	30	Team Rebounds	2	3	Dead Ball Reb	3	3
Off Rebound %	32.3	33.3	Def Rebound %	66.7	67.7	Total Rebound %	48.3	51.7
3Pt Efficiency	+5.1	+9.3	Def. Stops	38	38	Pts/Shot	0.96	1.11
Technical Fouls	Shelb	None						
	Jtown	None						
Officials	Glenn Napier, Tony Gray, Eric Canady							

	Qtr 1	Qtr 2	Qtr 3	Qtr 4	OT 1	OT 2	OT 3	OT 4	Total
Shelby County Rockets	17	11	10	16	0	0	0	0	54
Jeffersontown Chargers	17	10	16	17	0	0	0	0	60

**Largest Lead** Jtown 51 Shelb 43 (8 pts) **Lead Changes** 5 **Number of Ties** 4  
**Comments:** None

**FIRST HALF**



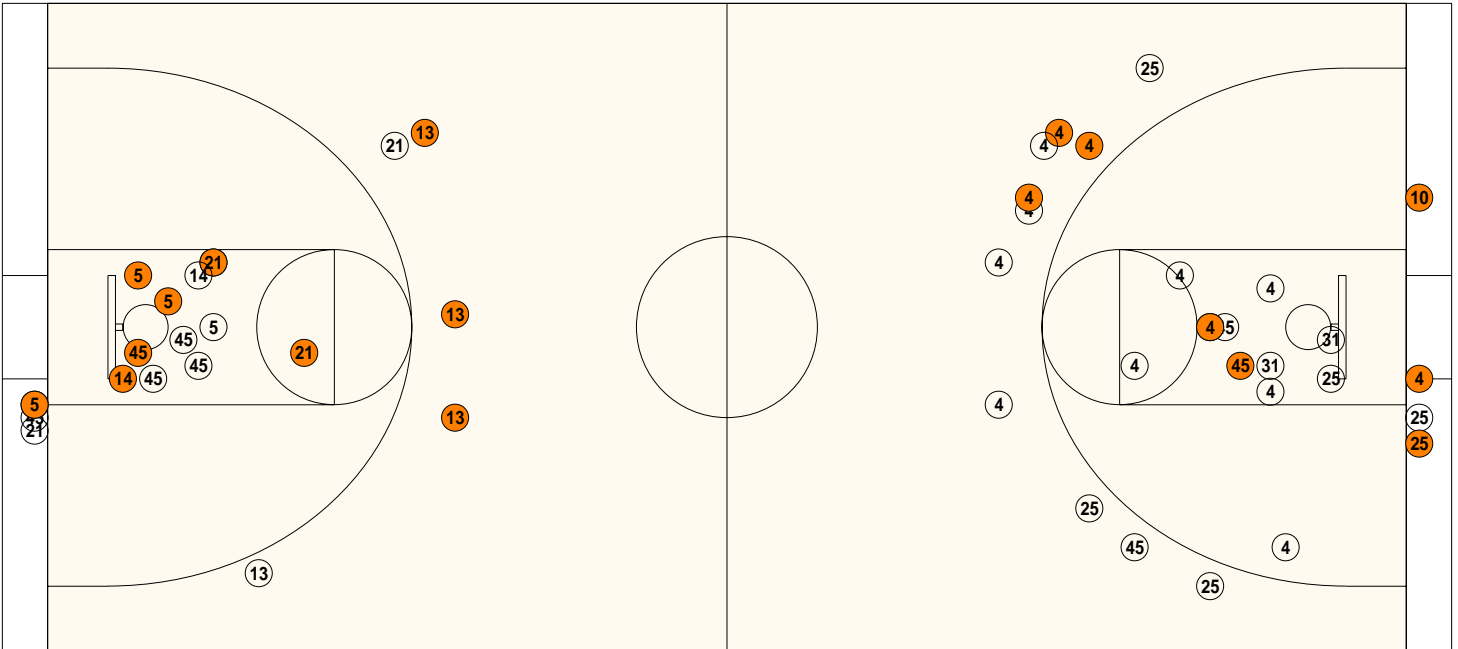
**Jeffersontown**

Shooting	Pts	Pts
2FG 7/17 (41.2%)	14	Pts/Shot 0.96
3FG 2/7 (28.6%)	6	2nd Eff Pts 4
TFG 9/24 (37.5%)		Pts off TO's 13
FT 7/9 (77.8%)	7	3Pt Eff +1.1
Scoring Distribution: 2FG 51.9% 3FG 22.2% FT 25.9%		

**Shelby County**

Shooting	Pts	Pts
2FG 9/17 (52.9%)	18	Pts/Shot 1.12
3FG 2/4 (50.0%)	6	2nd Eff Pts 2
TFG 11/21 (52.4%)		Pts off TO's 11
FT 4/8 (50.0%)	4	3Pt Eff +14.7
Scoring Distribution: 2FG 64.3% 3FG 21.4% FT 14.3%		

**SECOND HALF**



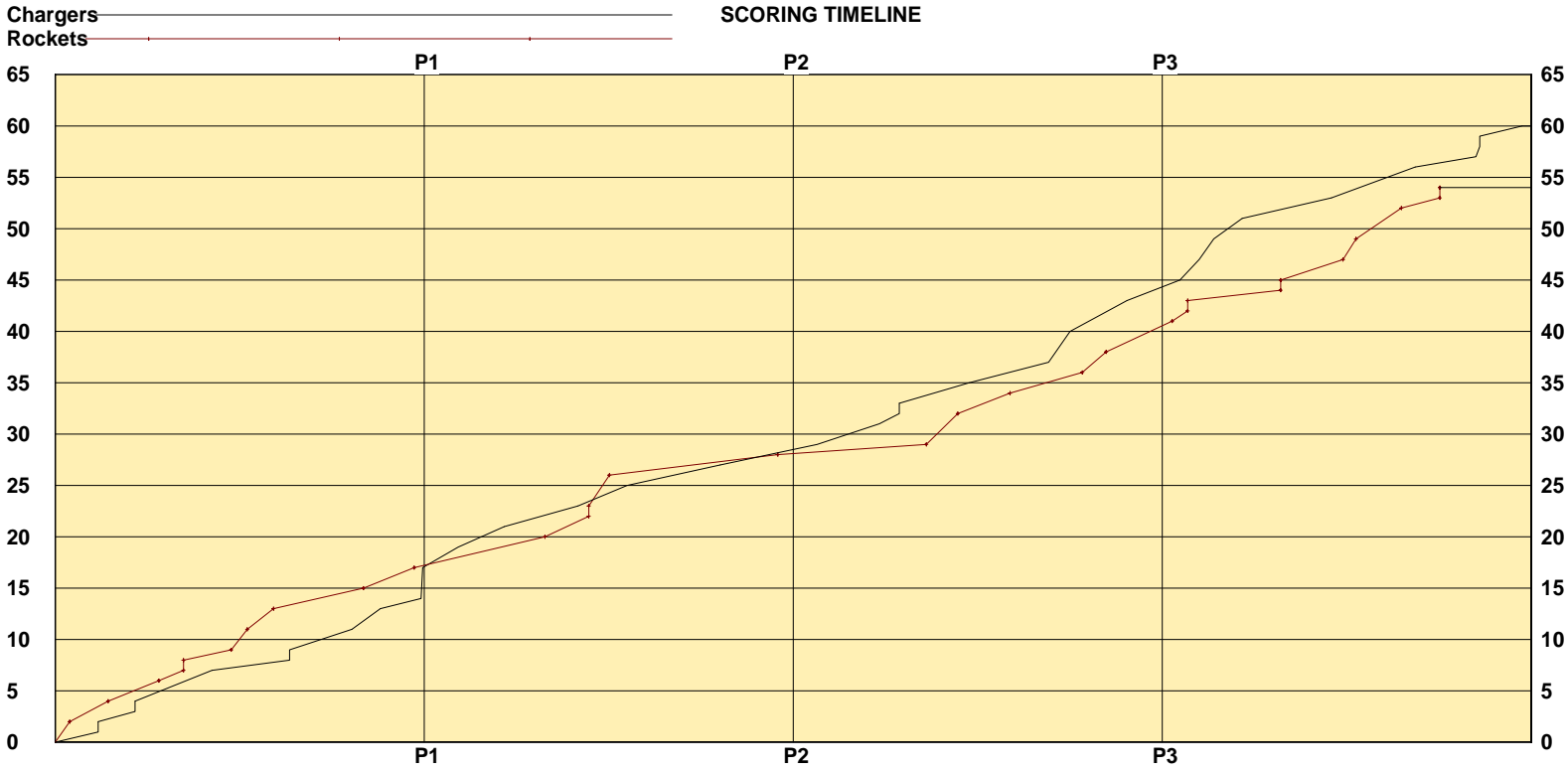
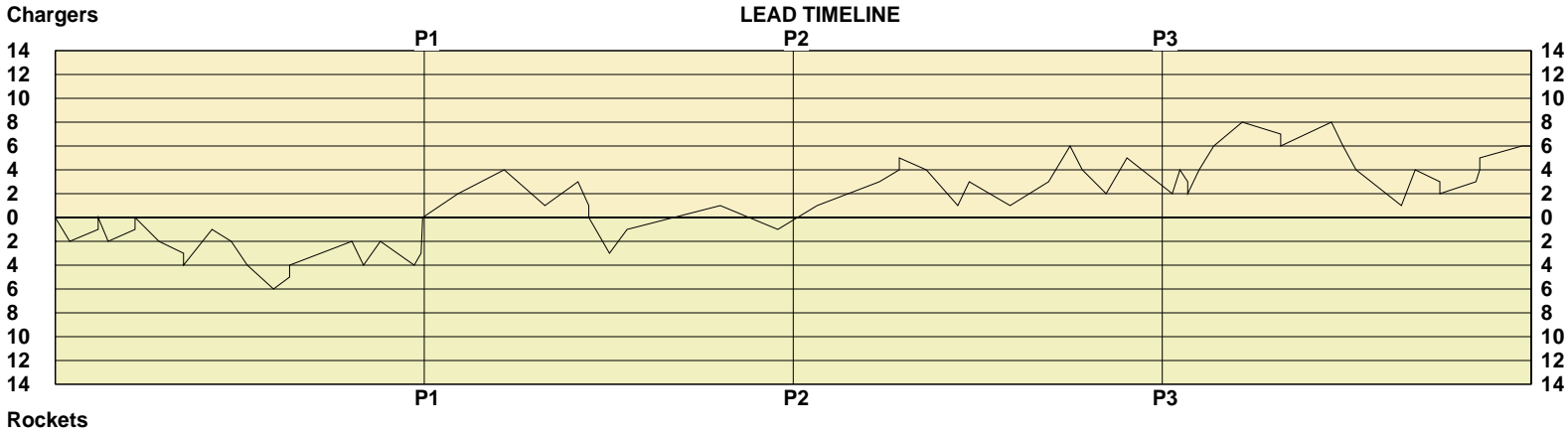
**Jeffersontown**

Shooting	Pts	Pts
2FG 9/16 (56.3%)	18s	Pts/Shot 1.27
3FG 3/5 (60.0%)	9	2nd Eff Pts 4
TFG 12/21 (57.1%)		Pts off TO's 9
FT 6/10 (60.0%)	6	3Pt Eff +22.5
Scoring Distribution: 2FG 54.5% 3FG 27.3% FT 18.2%		

**Shelby County**

Shooting	Pts	Pts
2FG 5/16 (31.3%)	10s	Pts/Shot 0.84
3FG 3/11 (27.3%)	9	2nd Eff Pts 2
TFG 8/27 (29.6%)		Pts off TO's 11
FT 7/8 (87.5%)	7	3Pt Eff +6.4
Scoring Distribution: 2FG 38.5% 3FG 34.6% FT 26.9%		

KHSAA Basketball - Scoring Timeline Report  
 Jeffersontown Chargers vs. Shelby County Rockets  
 DATE: 03/17/2006 TIME: 2:25 pm SITE: Unknown



Largest Lead Jtown 51 Shelb 43 (8 pts) Lead Changes 5 Number of Ties 4

**KHSAA Basketball - Play by Play Report - Scoring Only (pg 1)**  
**Jeffersontown Chargers vs. Shelby County Rockets**  
**Date: 03/17/2006 Time: 2:25 pm Site: Unknown Attendance: 15,857**

Name	Action	Action	Score	Clock	Diff	Name	Action	Action
			0-2	1 7:41	-2 (L1)	E Patterson	Layup Made	J White Assist
C Ware	FT Made		1-2	1 7:04	-1	A Slaughter	Personal Foul	
C Ware	FT Made		2-2	1 7:04	(T1)			
			2-4	1 6:51	-2	E Patterson	FG Made	J Cochran Assist
C Ware	FT Made		3-4	1 6:16	-1	J White	Personal Foul	
C Ware	FT Made		4-4	1 6:16	(T2)			
			4-6	1 5:45	-2	E Wade	Dunk Made	A Slaughter Assist
R Basey	Personal Foul		4-7	1 5:13	-3	A Slaughter	FT Made	
			4-8	1 5:13	-4	A Slaughter	FT Made	
C Ware	3Pt Made	R Basey Assist	7-8	1 4:36	-1			
			7-9	1 4:11	-2	I Chambers	FT Made	
			7-11	1 3:50	-4	J Cochran	Layup Made	A Slaughter Assist
			7-13	1 3:16	-6	A Slaughter	FG Made	
T Coleman	FT Made		8-13	1 2:55	-5			
T Coleman	FT Made		9-13	1 2:55	-4			
D Easley	Putback Made		11-13	1 1:34	-2			
			11-15	1 1:19	-4	E Wade	Putback Made	
D Easley	FG Made		13-15	1 0:57	-2			
			13-17	1 0:13	-4	A Slaughter	FG Made	
D Easley	FT Made		14-17	1 0:04	-3			
B Rice	3Pt Made		17-17	1 0:02	(T3)			

**End of Period Summary Chargers 17 Rockets 17**

**Largest Lead: Chargers 7 Rockets 13 (6 pts)**

**Lead in Period: Chargers 7 Rockets 13 (6 pts)**

**6 for 8 oppo pts**

**4 for 4 pts**

**4/12 for 33.3 %**

**7/8 for 87.5 %**

**Turnovers**

**2nd Chances**

**Field Goals**

**Free Throws**

**Lead Changes: 1 Ties: 3**

**Lead Changes: 0 Ties: 3 (this period)**

**5 for 7 oppo pts**

**1 for 2 pts**

**7/11 for 63.6 %**

**3/5 for 60.0 %**

B Rice	Layup Made		19-17	2 7:16	+2 (L2)			
C Ware	FG Made		21-17	2 6:16	+4			
			21-20	2 5:23	+1	J Cochran	3Pt Made	J White Assist
T Coleman	FG Made	C Ware Assist	23-20	2 4:40	+3			
			23-22	2 4:26	+1	I Chambers	FG Made	J Cochran Assist
			23-23	2 4:26	(T4)	I Chambers	FT Made	
			23-26	2 3:59	-3 (L3)	A Slaughter	3Pt Made	J White Assist
C Ware	Layup Made	T Coleman Assist	25-26	2 3:36	-1			
T Coleman	Layup Made	B Rice Assist	27-26	2 1:35	+1 (L4)			
			27-28	2 0:20	-1 (L5)	E Wade	FG Made	

**End of Period Summary Chargers 27 Rockets 28**

**Largest Lead: Chargers 7 Rockets 13 (6 pts)**

**Lead in Period: Chargers 21 Rockets 17 (4 pts)**

**3 for 3 oppo pts**

**2 for 0 pts**

**5/12 for 41.7 %**

**0/1 for 0.00 %**

**Turnovers**

**2nd Chances**

**Field Goals**

**Free Throws**

**Lead Changes: 5 Ties: 4**

**Lead Changes: 3 Ties: 1 (this period)**

**5 for 6 oppo pts**

**2 for 0 pts**

**4/10 for 40.0 %**

**1/3 for 33.3 %**

C Ware	Layup Made	N Gagel Assist	29-28	3 7:29	+1 (L6)			
C Ware	FG Made		31-28	3 6:08	+3			

**KHSAA Basketball - Play by Play Report - Scoring Only (pg 2)**  
**Jeffersontown Chargers vs. Shelby County Rockets**  
**Date: 03/17/2006 Time: 2:25 pm Site: Unknown Attendance: 15,857**

Name	Action	Action	Score	Clock	Diff	Name	Action	Action
R Basey	FT Made		32-28	3	5:42	+4		
R Basey	FT Made		33-28	3	5:42	+5		
			33-29	3	5:07	+4	E Wade	FT Made
			33-32	3	4:26	+1	A Slaughter	3Pt Made
C Ware	FG Made		35-32	3	4:11	+3		J Cochran Assist
			35-34	3	3:18	+1	J White	Layup Made
D Easley	FG Made		37-34	3	2:28	+3		
N Gagel	3Pt Made	R Basey Assist	40-34	3	2:00	+6		
			40-36	3	1:44	+4	A Slaughter	FG Made
			40-38	3	1:13	+2	A Slaughter	Layup Made
N Gagel	3Pt Made	C Ware Assist	43-38	3	0:46	+5		J White Assist

**End of Period Summary Chargers 43 Rockets 38**

**Largest Lead: Chargers 7 Rockets 13 (6 pts)**

**Lead in Period: Chargers 40 Rockets 34 (6 pts)**

**5 for 6 oppo pts**

**1 for 2 pts**

**6/10 for 60.0 %**

**2/3 for 66.7 %**

**Turnovers**

**2nd Chances**

**Field Goals**

**Free Throws**

**Lead Changes: 6 Ties: 4**

**Lead Changes: 0 Ties: 0 (this period)**

**5 for 5 oppo pts**

**3 for 2 pts**

**4/11 for 36.4 %**

**1/2 for 50.0 %**

			43-41	4	7:47	+2	A Slaughter	3Pt Made
T Coleman	FG Made		45-41	4	7:37	+4		
C Ware	Personal Foul		45-42	4	7:27	+3	A Slaughter	FT Made
			45-43	4	7:27	+2	A Slaughter	FT Made
T Coleman	Putback Made		47-43	4	7:12	+4		
C Ware	Layup Made		49-43	4	6:53	+6		
R Basey	FG Made	B Rice Assist	51-43	4	6:16	+8		
			51-44	4	5:26	+7	A Slaughter	FT Made
			51-45	4	5:26	+6	A Slaughter	FT Made
R Basey	FG Made		53-45	4	4:20	+8		
			53-47	4	4:05	+6	E Wade	FG Made
			53-49	4	3:48	+4	J Cochran	Layup Made
			53-52	4	2:49	+1	A Slaughter	3Pt Made
N Gagel	3Pt Made		56-52	4	2:31	+4		J Cochran Assist
			56-53	4	1:59	+3	A Slaughter	FT Made
			56-54	4	1:59	+2	A Slaughter	FT Made
R Basey	FT Made		57-54	4	1:12	+3		
C Ware	FT Made		58-54	4	1:07	+4		
C Ware	FT Made		59-54	4	1:07	+5		
B Rice	FT Made		60-54	4	0:12	+6		

**End of Period Summary Chargers 60 Rockets 54**

**Largest Lead: Chargers 51 Rockets 43 (8 pts)**

**Lead in Period: Chargers 51 Rockets 43 (8 pts)**

**6 for 5 oppo pts**

**2 for 2 pts**

**6/11 for 54.5 %**

**4/7 for 57.1 %**

**Turnovers**

**2nd Chances**

**Field Goals**

**Free Throws**

**Lead Changes: 6 Ties: 4**

**Lead Changes: 0 Ties: 0 (this period)**

**2 for 4 oppo pts**

**4 for 0 pts**

**4/16 for 25.0 %**

**6/6 for 100 %**

**OFFICIAL BASKETBALL BOX SCORE**  
Shelby County Rockets vs Jeffersontown Chargers

03/17/2006 2:25 pm  
Final Box Score

Unknown

No.	Shelby County Rockets	Total FG		3-point		Free throw		Rebounds			F	TP	A	TO	BLK	STL	MIN
		FG	FGA	FG	FGA	FT	FTA	Off	Def	Tot							
4	A.J. Slaughter	8	21	4	9	8	9	0	2	2	2	28	2	2	0	7	31:59
10	Jamar White	1	2	0	0	0	0	0	3	3	5	2	5	5	0	1	21:01
12	Chris Morris	0	0	0	0	0	0	0	0	0	0	0	0	0	0	0	DNP
15	Tim Sanford	0	0	0	0	0	0	0	0	0	0	0	0	0	0	0	DNP
22	Termaine Warren	0	0	0	0	0	0	0	0	0	0	0	0	0	0	0	DNP
25	Jeremy Cochran	1	7	0	4	0	0	1	4	5	2	2	3	1	0	0	29:26
45	Eugene Wade	4	9	0	1	1	2	2	5	7	2	9	0	2	3	2	26:24
31	Joel Cochran	2	5	1	1	0	0	5	1	6	3	5	1	2	0	0	25:13
32	Isreal Chambers	1	1	0	0	2	5	0	2	2	2	4	0	4	0	0	17:00
34	Emanuel Patterson	2	3	0	0	0	0	0	1	1	0	4	0	1	0	0	8:56
33	Alex Matthews	0	0	0	0	0	0	0	0	0	1	0	0	0	0	0	0:01
24	Orrie Carter	0	0	0	0	0	0	0	0	0	0	0	0	0	0	0	DNP
30	Coty Minnis	0	0	0	0	0	0	0	0	0	0	0	0	0	0	0	DNP
40	Alex Shehan	0	0	0	0	0	0	0	0	0	0	0	0	0	0	0	DNP
42	John Mark Scott	0	0	0	0	0	0	0	0	0	0	0	0	0	0	0	DNP
<b>Team (Included in Totals)</b>								<b>2</b>	<b>0</b>	<b>2</b>							
<b>Totals</b>		<b>19</b>	<b>48</b>	<b>5</b>	<b>15</b>	<b>11</b>	<b>16</b>	<b>10</b>	<b>18</b>	<b>28</b>	<b>17</b>	<b>54</b>	<b>11</b>	<b>17</b>	<b>3</b>	<b>10</b>	<b>160</b>

Total FG%: 1st half 11 - 21 (52.4%) 2nd half 8 - 27 (29.6%) Game 19 - 48 (39.6%)  
 3Pt FG%: 1st half 2 - 4 (50.0%) 2nd half 3 - 11 (27.3%) Game 5 - 15 (33.3%)  
 FT%: 1st half 4 - 8 (50.0%) 2nd half 7 - 8 (87.5%) Game 11 - 16 (68.8%)

Deadball  
rebounds  
3

No.	Jeffersontown Chargers	Total FG		3-point		Free throw		Rebounds			F	TP	A	TO	BLK	STL	MIN
		FG	FGA	FG	FGA	FT	FTA	Off	Def	Tot							
2	Rodney Trowel	0	0	0	0	0	0	0	0	0	0	0	0	0	0	0	DNP
4	Takorey McIntosh	0	0	0	0	0	0	0	0	0	0	0	0	0	0	0	DNP
5	Ceedrick Ware	7	10	1	1	6	7	4	3	7	3	21	2	2	0	2	27:07
10	Dallas Hardin	0	0	0	0	0	0	0	0	0	0	0	0	0	0	0	DNP
13	Nick Gagel	3	6	3	5	0	0	0	3	3	1	9	1	2	0	0	29:22
45	Dale Easley	3	10	0	1	1	4	2	5	7	1	7	0	4	1	2	29:58
21	Rashad Basey	2	6	0	1	3	4	0	2	2	3	7	2	7	1	0	25:20
14	Thomas Coleman	4	8	0	0	2	2	1	4	5	3	10	1	2	5	0	24:31
23	Buddie Rice	2	2	1	1	1	2	0	3	3	1	6	2	1	0	0	19:10
32	Don Richardson	0	3	0	3	0	0	0	0	0	0	0	0	1	0	0	4:28
22	Dean Pierrot	0	0	0	0	0	0	0	0	0	0	0	0	0	0	0	0:04
44	Brandon Cason	0	0	0	0	0	0	0	0	0	0	0	0	0	0	0	DNP
55	Jordan Reves	0	0	0	0	0	0	0	0	0	0	0	0	0	0	0	DNP
12	Dee Stanton	0	0	0	0	0	0	0	0	0	0	0	0	0	0	0	DNP
<b>Team (Included in Totals)</b>								<b>2</b>	<b>1</b>	<b>3</b>							
<b>Totals</b>		<b>21</b>	<b>45</b>	<b>5</b>	<b>12</b>	<b>13</b>	<b>19</b>	<b>9</b>	<b>21</b>	<b>30</b>	<b>12</b>	<b>60</b>	<b>8</b>	<b>20</b>	<b>7</b>	<b>4</b>	<b>160</b>

Total FG%: 1st half 9 - 24 (37.5%) 2nd half 12 - 21 (57.1%) Game 21 - 45 (46.7%)  
 3Pt FG%: 1st half 2 - 7 (28.6%) 2nd half 3 - 5 (60.0%) Game 5 - 12 (41.7%)  
 FT%: 1st half 7 - 9 (77.8%) 2nd half 6 - 10 (60.0%) Game 13 - 19 (68.4%)

Deadball  
rebounds  
3

Technical Fouls: None

Attendance: 15,857

Officials: Glenn Napier, Tony Gray, Eric Canady

Score by Period	1st	2nd	3rd	4th	Final	Record	Overall	Conf
Shelby County Rockets	17	11	10	16	54	Rockets		
Jeffersontown Chargers	17	10	16	17	60	Chargers		

<b>Points off Turnovers</b>	22	22	<b>Second Effort Points</b>	8	4	<b>Bench Points</b>	6	14
<b>Points in the Paint</b>	18	20	<b>3 Point Points</b>	15	15	<b>Free Throw Points</b>	13	11
<b>3pt Efficiency</b>	+9.3	+5.1	<b>Points/Shot</b>	1.11	0.96	<b>Defensive Stops</b>	38	38
<b>Largest Lead</b>	51	43 (8 pts)	<b>Lead Changes</b>	5		<b>Number of Ties</b>	4	

Game comments: None